

# PORK *Imports Report*

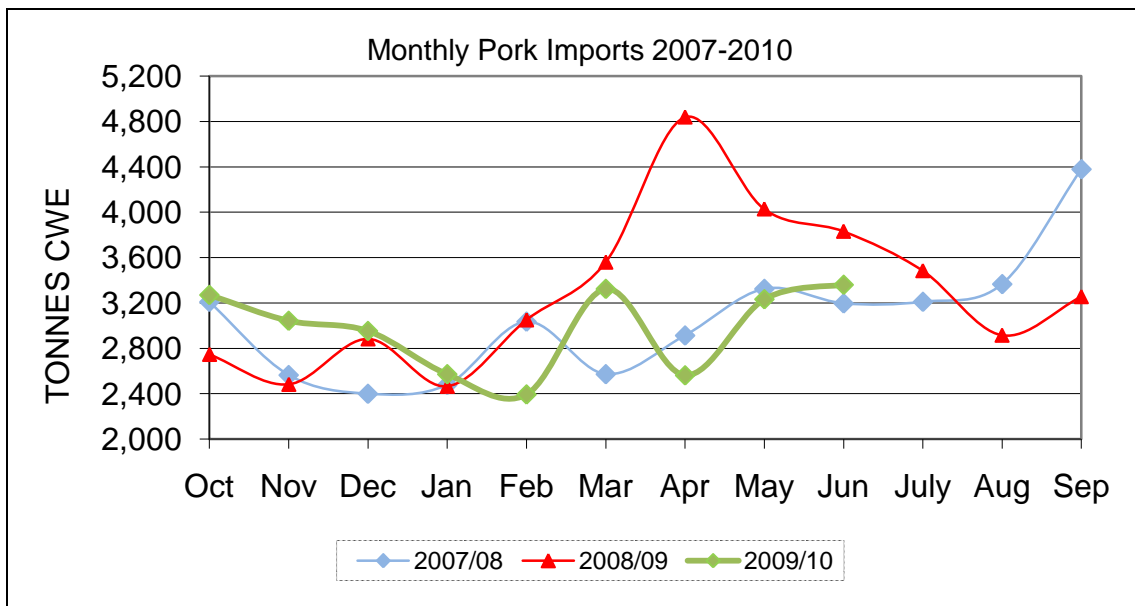


JUNE 2010

## Summary - June 2010

The total volume of pork imported to New Zealand in June 2010 was **2,485 T (3,361 CWE)** **up 5.7 %** on last month and **down 10.5%** on the same month last year.

Currently, imports account for **43.7%** on an annual basis and **43.2% YTD** of the total supply of pork to the domestic market. Note that this was incorrectly reported as 39.5% in May's report; the correct proportion was 43.1%

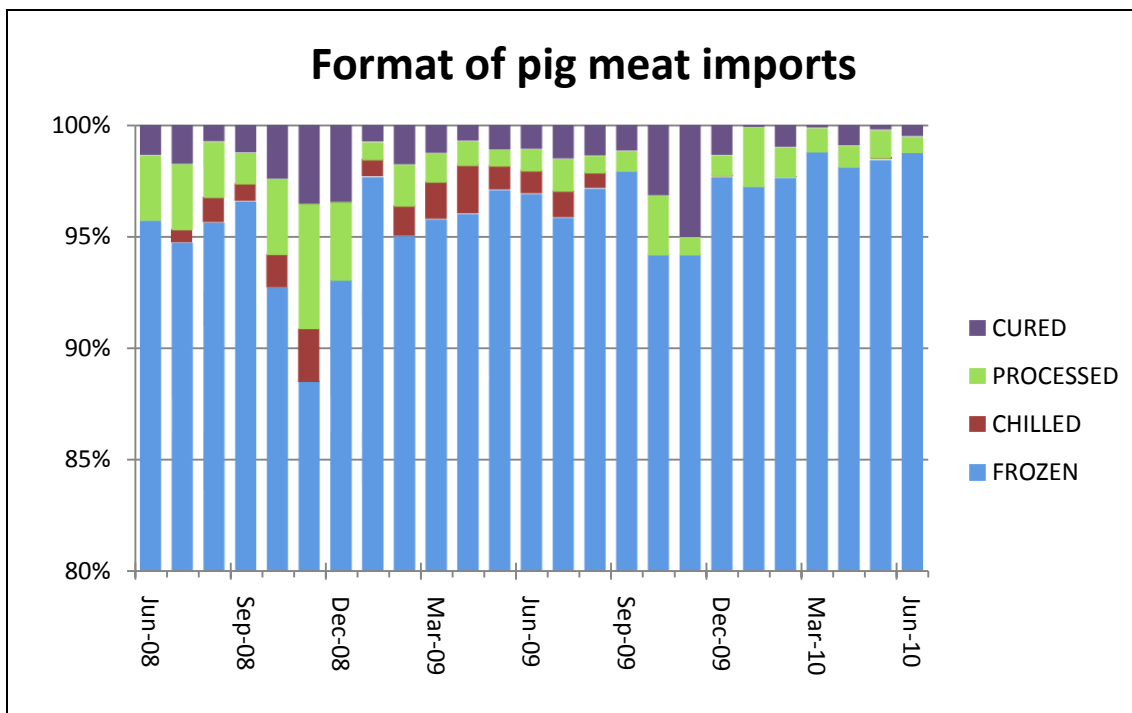


## Prices

The value of pork imported in June was \$ 11.383 M CIF, which equates to **\$4.58/kg**. This was **6c/kg lower** than last month and **73c/kg lower** than the same month last year.

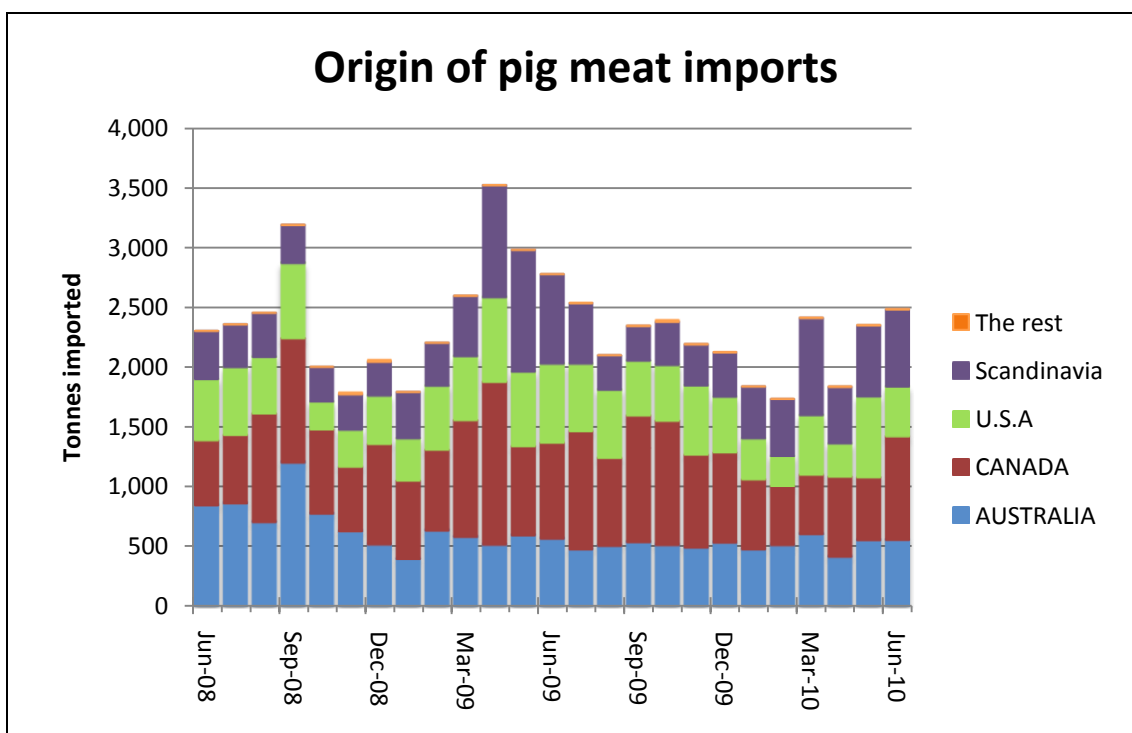
## Products

Frozen pork valued at \$4.37/kg accounted for 98% (CWE) of imports. 86% (CWE) of all pork imported was HTS code 0203.29.0019 (Frozen, other than meat bones and hocks) valued at \$4.51/kg. No chilled pork was imported into New Zealand.



### Countries

Most pork (product weight) imported into New Zealand came from the Canada (35%), Scandinavia (Finland, Denmark, Sweden) (26%), Australia (22%), and USA (17%).



Data from Statistics New Zealand

### ***International Commentary***

Overall the import market is quiet with demand from New Zealand limited to small orders only. Everybody has bought their Christmas hams and a nervous market is not committing to future orders.

Some cheap trims have been available from Scandinavia but much lower volumes are being offered.

North American prices continue to creep up and leg prices are now over \$5/kg compared with \$4/kg earlier in the year. The week US dollar is holding down price increases in New Zealand dollar terms.

Russia's recent restriction of pork imports from a number of US plants only months after re-listing has some exporters questioning their commitment to this market. The sudden imposition of tariffs by China has also increased market wariness. This could see exporters accepting lower returns from more stable markets.

Although the fall in Australian farm gate schedules has slowed, bacon weight pigs are still below AUD\$2.30/kg. The recent decisions by Riverlea and Coles to move away from sow stalls could see more exports to New Zealand as this pork seeks a home.

### ***Chilled Pork Price Comparison (\$NZ/kg)***

<b>Australian</b>	May 10	June 10	<b>July 10</b>	July-09*
avg exchange rate	0.8021	0.8107	<b>0.8143</b>	
Boneless Shoulder	5.96	5.93	<b>6.08</b>	5.50 - 6.00
Boneless Middles (8-13mm fat)	5.37	5.31	<b>5.29</b>	6.25-7.50
Bellies	8.11	8.03	<b>8.06</b>	
<b>New Zealand</b>				
Shoulder(boneless)	7.15	6.50	6.50	6.00-6.75
Middle (boneless)	9.10	7.50	7.50	8.00-8.95
Bellies	9.50	7.95	7.95	8.95

The Australian prices are calculated from the average of the Sydney weekly wholesale prices quoted in the Eyes and Ears from Australian Pork Ltd and the average monthly exchange rate from OzForex and 38c/kg is added as an estimate of the freight cost to Auckland.

\*Price quoted by industry sources.

**(Please Note: This report covers import statistics from 1-30 June 2010, import prices and commentary are at the time of publication)**