

PORK Imports Report

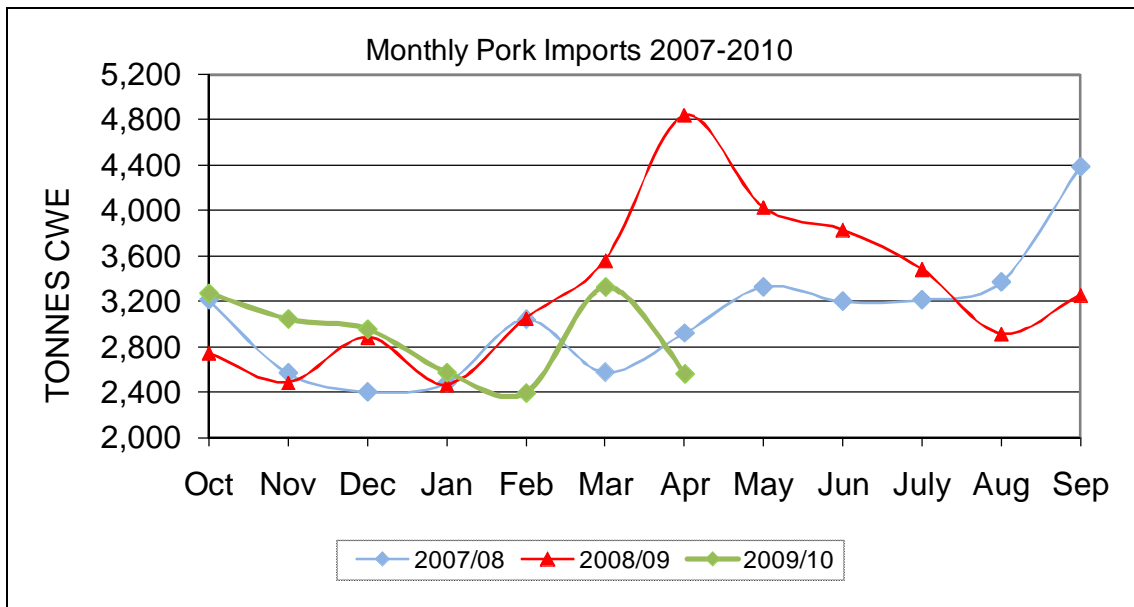


APRIL 2010

Summary – April 2010

The total volume of pork imported to New Zealand in April 2010 was 1,841 T (2,562 CWE) down 23.7 % on last month and down 47.7% on the same month last year.

Currently, imports account for 44.8% on an annual basis and 43.0% YTD of the total supply of pork to the domestic market.

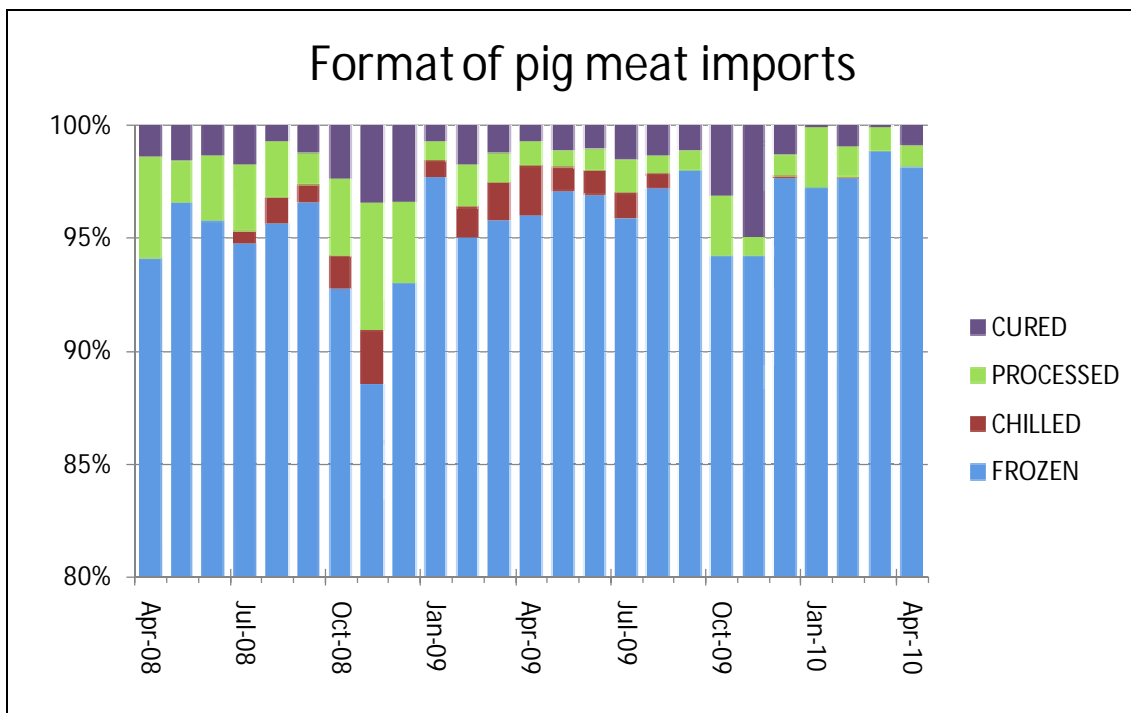


Prices

The value of pork imported in April was \$ 8.402 M CIF, which equates to \$4.56/kg. This was 13c/kg lower than last month and 56c/kg lower than the same month last year.

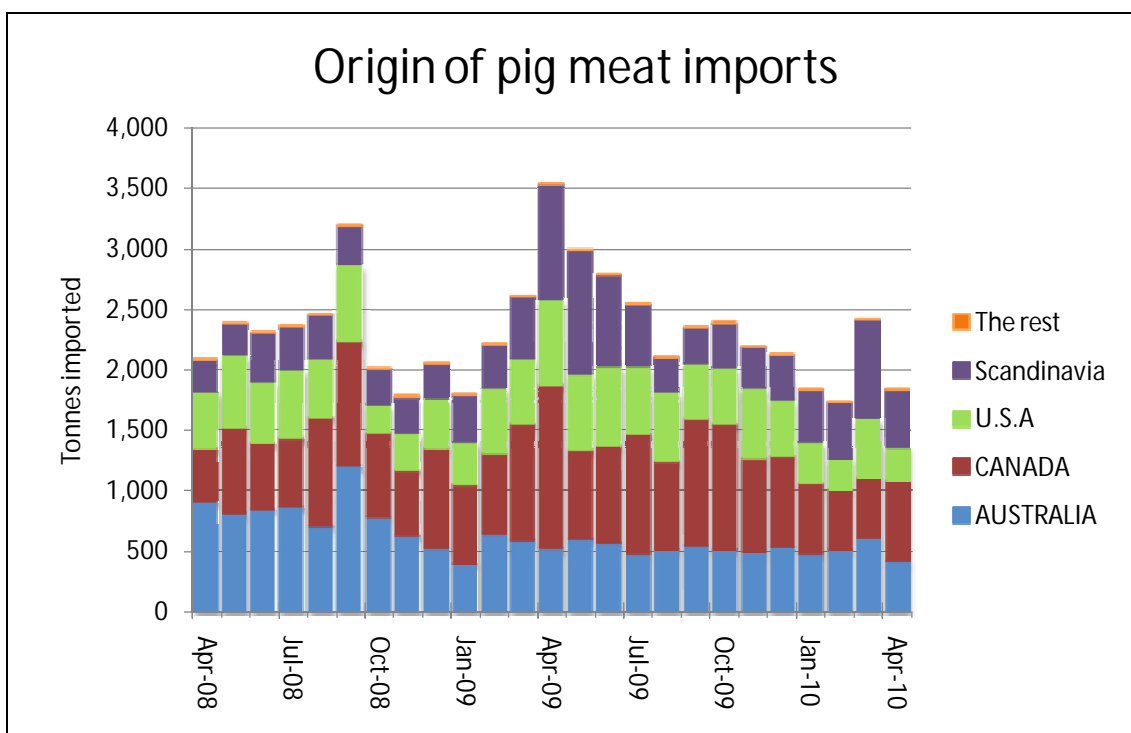
Products

Frozen pork valued at \$4.33/kg accounted for 98% (CWE) of imports. 93% (CWE) of all pork imported was HTS code 0203.29.0019 (Frozen, other than meat bones and hocks) valued at \$4.38/kg. No chilled pork was imported into New Zealand.



Countries

Most pork (product weight) imported into New Zealand came from Canada (36%), Scandinavia (Finland, Denmark, Sweden) (26%), Australia (23%), and the USA (15%).



Data from Statistics New Zealand

International Commentary

The Chinese are buying significant amounts of trim and shoulder and Russians are buying legs which is keeping supplies tight. North American prices are still firm and, apart from exchange rate fluctuations and a possible dip around July 4, prices are expected to continue to increase. Kill weights in the US are up to compensate for decreased numbers and consequently the 9-10kg legs preferred by the New Zealand market are in short supply. Some loins are available for eye bacon but prices continue to firm.

Middles from Australia are very competitive and significant quantities have been ordered.

Scandinavian middles are cheap, bellies are not as competitive. Small quantities of ribs at nearly half the Australian prices are being imported.

Chilled Pork Price Comparison (\$NZ/kg)

| Australian | Mar 10 | Apr 10 | May 10 | May-09* |
|-------------------------------|-------------------|--------|--------|-----------|
| avg exchange rate | 0.7713 | 0.7682 | 0.8021 | |
| Boneless Shoulder | 6.73 | 6.36 | 5.96 | 6.20-6.70 |
| Boneless Middles (8-13mm fat) | 6.39 | 6.06 | 5.37 | 7.90-8.20 |
| Bellies | 8.90 | 8.50 | 8.11 | |
| New Zealand | | | | |
| Shoulder(boneless) | 7.45 | 7.15 | 7.15 | 7.30 |
| Middle (boneless) | 9.75 (bone in) | 9.10 | 9.10 | 9.80 |
| Bellies | | 9.50 | 9.50 | |

The Australian prices are calculated from the average of the Sydney weekly wholesale prices quoted in the Eyes and Ears from Australian Pork Ltd and the average monthly exchange rate from OzForex and 38c/kg is added as an estimate of the freight cost to Auckland.

*Price quoted by industry sources.

(Please Note: This report covers import statistics from 1-30 April 2010, import prices and commentary are at the time of publication)